



MWFP-G-LED

An ideal solution for in-grade projects.



“UNIQUE LIGHTING SOLUTIONS”

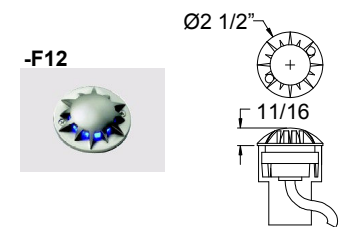
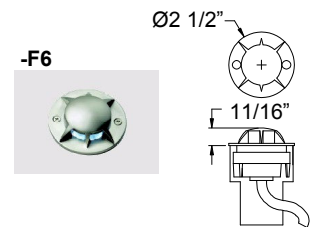
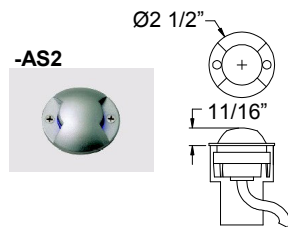
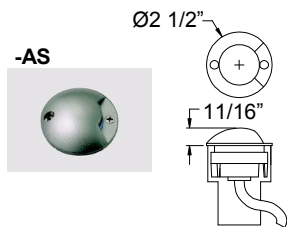
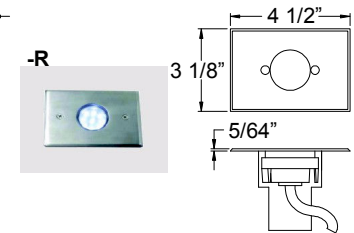
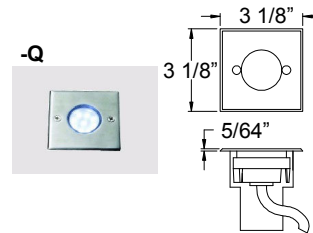
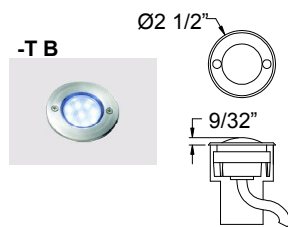
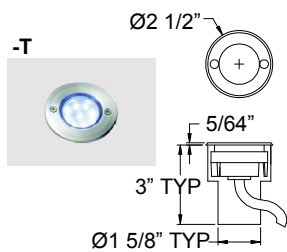
ORDERING

MWFP-G-(watt)	(watt) = specified Wattage
-LEDW	White LED module
-LEDB	Blue LED module
-T	-T Style lens frame
-TB	-TB Style lens frame
-Q	-Q Style lens frame
-R	-R Style lens frame
-AS	-AS Style lens frame
-AS2	-AS2 Style lens frame
-F6	-F6 Style lens frame
-F12	-F12 Style lens frame
-XXX	Ballast Voltage*

EXAMPLE: MWFP-G-LEDB-Q-120

* Consult Factory

DIMENSIONS



SPECIFICATIONS

Housing– High grade, cast aluminum with a stainless steel lens frame for complete seal against moisture.

Lamps– LED illumination module.

Lens– The lens is molded from opal polycarbonate.

Color– Blue or white.

Finish– High quality, outdoor, polyester, powder coat.

Ballast– Remote power/data supply.

Mounting– Ground mount. A heavy duty PVC sleeve is also supplied. Spring to mount into a ceiling or wall are available upon request.

Weight– Approximately 4 lbs (with PVC sleeve).

Labels– NRTL Listed for wet locations.