



SO

A uniform low pressure sodium floodlight.



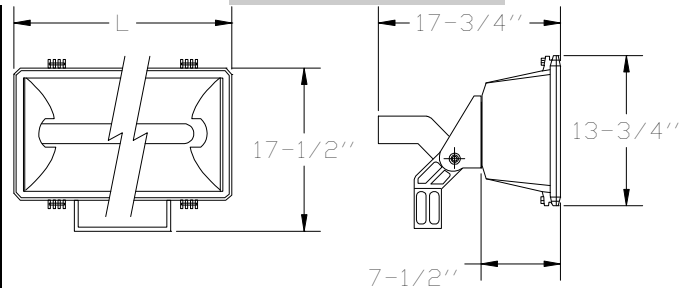
“UNIQUE LIGHTING SOLUTIONS”

ORDERING

SO-(watt)	(watt) = specified Wattage
-SOX	35W-135W Low Pressure Sodium Lamp
-RBB	Remote Ballast Box
-IBB	Integral Ballast Box (sidecar)**
-CB	Cast Metal Mounting Bracket
-CF	Custom Finish*
-TF	Cast Metal Tenon Fitter
-XXX	Ballast Voltage*
-AGS	Anti Glare Shield (internal)
-CL	Colored Lens*
-SL1	Spread Lens (6°)
-SL2	Spread Lens (12°)
-SL3	Spread Lens (30°)
-SPG	Special Glass Pattern*
-FLP	Facade Lighting Package

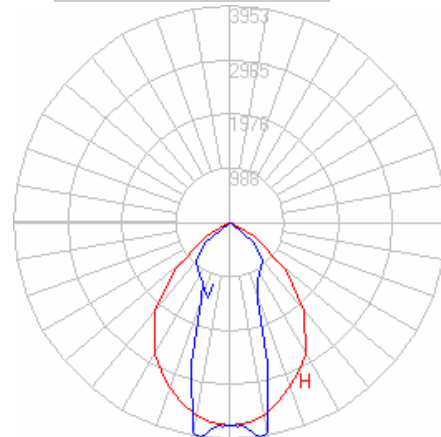
* Consult Factory
 ** Not Available with 135W

DIMENSIONS



WATTAGE	BALLAST	'L'	Weight (lbs)
35W	RBB	17-3/4"	19
	IBB	22"	22
55W	RBB	22"	21
	IBB	26-1/2"	26
90W	RBB	26-1/2"	25
	IBB	31"	32
135W	RBB	41-1/4"	34

PHOTOMETRICS



MAX CANDELA = 3953 @ 0H ±8V
 Total Efficiency = 57%
 55W SOX shown

EXAMPLE: SO-55-SOX-RBB-120

SPECIFICATIONS

Housing– High grade, cast aluminum with cast, hinged lens frame for complete seal against moisture.

Lamps– 35W-135W Low pressure sodium lamps.

Lens– Clear tempered glass lens. Spread lens of 6°, 12°, or 30° are available. Frosted, patterned, or colored lens are also available.

Reflector– Highly specular, aluminum, formed reflector.

Finish– High quality, outdoor, polyester, powder coat.

Electrical– Remote or integral (sidecar) core and coil ballast.

Mounting– A robust formed steel yoke. Provided with degree indicators on the back mounting flanges.

Weight– See chart above.

Labels– NRTL Listed for wet locations.



SO

A uniform low pressure sodium floodlight.

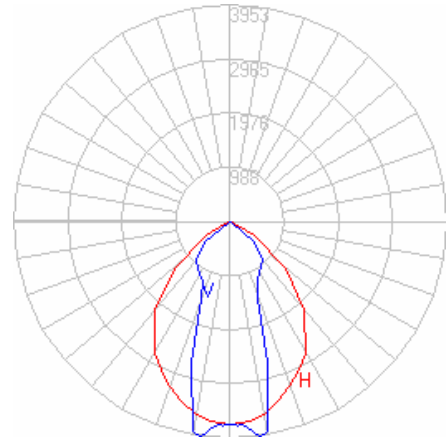
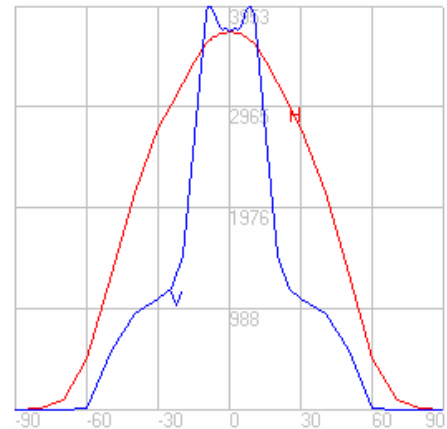


“UNIQUE LIGHTING SOLUTIONS”

FILE INFORMATION

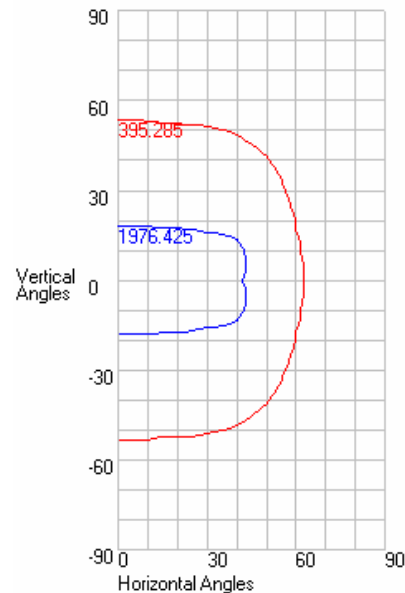
Photometric Filename: 1514433.IES

Descriptive Information (From Photometric File)
 IESNA91
 [TEST] FLS0055 CNV
 [MANUFAC] www.faeber.com
 [LUMCAT] 1514433
 [LUMINAIRE] SO/50-55W LPSV



CHARACTERISTICS

IES NEMA Type	6 H x 6 V
Maximum Candela	3952.85
Maximum Candela Angle	0 H -8 V
Horizontal Beam Angle (50%)	86.0
Vertical Beam Angle (50%)	36.1
Horizontal Field Angle (10%)	123.9
Vertical Field Angle (10%)	106.8
Total Rated Lamp Lumens	8000
Beam Lumens	2358.96
Beam Efficiency	29.49%
Field Lumens	4336.3
Field Efficiency	54.20%
Spill Lumens	260.50
Total Lumens	4596.8
Total Efficiency	57.46%



LUMEN MULTIPLIERS

WATT	TYPE	MULT
35	SOX	0.70
55	SOX	1.00
90	SOX	1.40
135	SOX	1.57